



OUR BLENDED FINANCE INVESTMENTS

2025













Our Partners¹



¹ Contributors to funds or programs open for investments in 2025:

- The Government of Canada through the Canadian Climate Fund for the Private Sector in the Americas – Phase I and Phase II, and the Canadian Net Zero and Climate Resilience Accelerator.
- The Climate Investment Funds.
- The Government of the United Kingdom through the UK Sustainable Infrastructure Program.
- The Global Environment Facility.
- The Finnish Government through the Finland-LAC Blended Finance Climate Fund.
- The German Government through the IKI-LAC Climate Private Sector Mobilisation Fund.
- The Women Entrepreneurs Finance Initiative.
- The Japan International Cooperation Agency (JICA) through the JICA Trust Fund Achieving Development of Latin America and the Caribbean (TADAC) Blended Finance Sub-Account.


The Projects We Supported²

 <p>Allianz Credit Emerging Markets Fund</p> <p><i>Regional</i></p> <p>Mobilizing private capital for sustainable investments in Latin America and the Caribbean</p> <p>Total Financing: US\$1.0 billion³</p> <p>Blended Finance Investment:</p> <p> US\$30.0 million Subordinated Debt</p> 	 <p>Costa Rican Electricity Institute</p> <p><i>Costa Rica</i></p> <p>Financing the modernization and flexibilization of the grid while increasing renewable energy capacity</p> <p>Total Financing: US\$100.0 million</p> <p>Blended Finance Investment:</p> <p> US\$21.0 million Senior Debt</p> 	 <p>Ecotriagem</p> <p><i>Brazil</i></p> <p>Improving recycling and waste recovery in southern Brazil</p> <p>Total Financing: US\$21.0 million</p> <p>Blended Finance Investment:</p> <p> US\$9.0 million Senior Debt</p> <p> US\$1.0 million Senior Debt</p> 
---	---	---

² Blended Finance investment amounts are based on the committed amount at execution of the underlying legal documentation. Total financing is based on the amounts reported in projects' press releases, and if not yet available, from IDB Invest's public disclosures published on its website. Such amount may not include the overall projects' investments as some of these amounts may be confidential (e.g. sponsor's equity). Amounts reported at project level may therefore differ from the aggregate investment amount leveraged through blended finance (c.f. §Our Numbers p. 3) where we are accounting for the full investments. Reported projects expected contribution to Sustainable Development Goals (SDGs) is based on ex-ante assessment (updated ex-post during the life of the project). Reported SDGs reflect the project's core objectives, except in cases where an asterisk (*) is added. In these cases, the reported SDG contribution is specifically linked to the Blended Finance component in the project.

³ Target size.

The Projects We Supported (Cont.)




Banco Caribe


Dominican Republic

Incentivizing access to finance women-owned and women-led SMEs¹

Total Financing: US\$25.15 million

Blended Finance Investment:

 **US\$150,000**
Performance Grant




Banco Davivienda – SLB²


Colombia

Incentivizing certified sustainable social housing

Total Financing: US\$130.8 million

Blended Finance Investment:

 **US\$800,000**
Performance Grant


Genneia


Argentina

Supporting the expansion of renewable energy capacity with BESS³

Total Financing: US\$185.0 million

Blended Finance Investment:

 **US\$20.0 million**
Senior Debt




ImpactA Global Partners I


Regional

Financing sustainable infrastructure in Central America and the Caribbean

Total Financing: US\$300.0 million⁴

Blended Finance Investment:

 **US\$5.0 million**
Equity


Sygnus Caribbean Community Resilience Fund



Regional

Catalyzing private capital for climate and economic resilience in the Caribbean

Total Financing: US\$135.0 million⁴

Blended Finance Investment:

 **US\$5.0 million**
Equity


EcoEnterprises Partners IV


Regional

Investing in biodiversity, restoration, and sustainable enterprises in Latin America and the Caribbean

Total Financing: US\$150.0 million⁴

Blended Finance Investment:

 **US\$5.0 million**
Equity



¹ SMEs stands for Small and Medium sized Enterprises.

² SLB stands for Sustainability Sustainability-Linked Bond.

³ BESS stands for Battery Energy Storage System.

⁴ Target size.

Note: Reported SDGs reflect the project's core objectives, except in cases where an asterisk (*) is added. In these cases, the reported SDG contribution is specifically linked to the Blended Finance component in the project.



The Projects We Supported (Cont.)



Banco Sicoob

Brazil

Expanding sustainable agri-finance in the Brazilian Amazon with incentives for nature-related disclosure and financial inclusion

Total Financing: US\$70.0 million

Blended Finance Investment:



US\$5.0 million
Senior Debt



Banco Promerica

Dominican Republic

Expanding green portfolios and incentivizing climate-related disclosure practices

Total Financing: US\$80.0 million

Blended Finance Investment:



US\$10.0 million
Senior Debt



Tembici (Follow-on)

Brazil

Scaling sustainable urban mobility

Total Financing: US\$16.3 million

Blended Finance Investment:



US\$0.2 million
Equity



Banco Agricola

El Salvador

Expanding climate and green finance portfolios and incentivizing climate-related disclosure practices

Total Financing: US\$150.0 million

Blended Finance Investment:



US\$10.0 million
Senior Debt



Our Yearly Financing Numbers

US\$ Million (M)	Concessional Finance	Other Contributions				Total project cost (sum of columns A to E)
		DFI own account commercial financing (B)	Other DFI contributions (from DFI working group or similar development bank ¹) (C)	Total private mobilization (Direct plus Indirect, not including concessional amounts) (D)	Other contributions from public or private organizations at concessional terms (E)	
Year	Total (A)					
2025	122.1 M	460.7 M	284.4 M	1,427.0 M	140.0 M	2,434.3 M
2024	51.3 M	227.2 M	113.5 M	230.0 M	0.0 M	622.0 M
2023	58.7 M	382.4 M	3,640.6 M	11,655.6 M	15.0 M	15,752.3 M
2022	52.1 M	330.0 M	18.3 M	500.3 M	0.0 M	900.7 M
2021	65.4 M	194.2 M	51.0 M	211.1 M	0.2 M	521.9 M
2020	96.1 M	753.4 M	358.0 M	454.7 M	0.0 M	1,662.2 M
2019	28.1 M	138.9 M	0.0 M	64.8 M	19.3 M	251.2 M
2018	42.1 M	37.7 M	51.6 M	264.8 M	0.0 M	396.2 M
2017	99.0 M	163.2 M	244.6 M	412.1 M	0.0 M	919.0 M

Our Numbers

US\$1.221 billion

of partners' resources under management²

21

blended finance funds and programs under management³

95

active blended finance investments in portfolio³

125

blended finance investments closed⁴

US\$806 million

blended finance resources committed³

US\$24.3 billion

of investments leveraged through blended finance³

¹Including other public contributions at non-concessional terms.

²As of December 31st, 2025. Resources under management are the sum of: i) during funds' investment period, the funds' contractual amount at execution of the underlying legal documentation, and ii) during funds' monitoring period, the outstanding of committed amount at execution of the projects' underlying legal documentation, until fully repaid. Other Development Finance Institutions report the full contractual amount at execution of the underlying legal documentation until the funds' termination date as resources under management. If using the latter calculation method, resources under management would amount to US\$1,494 million.

³As of December 31st, 2025.

⁴From 2009 to 2025.

Note: Commitment and investment figures have been updated following a consolidation and review of data previously reported.

Let's continue the conversation



www.idbinvest.org/blog
www.idbinvest.org